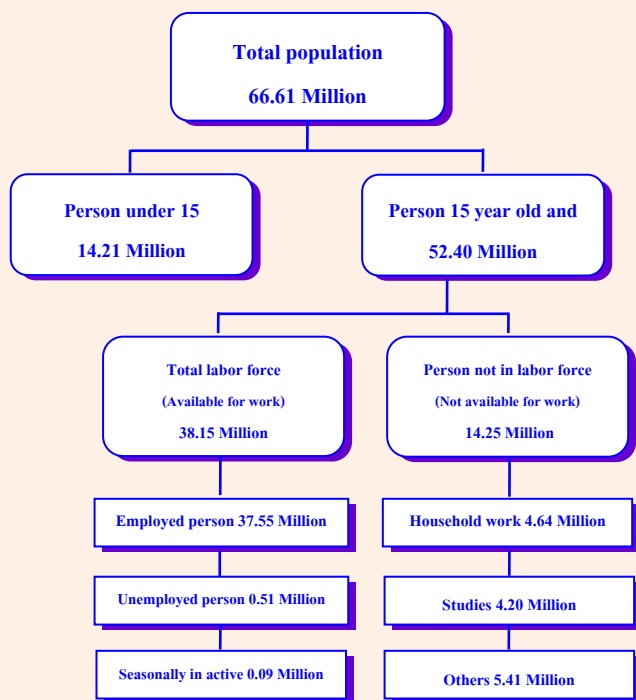


EXECUTIVE SUMMARY

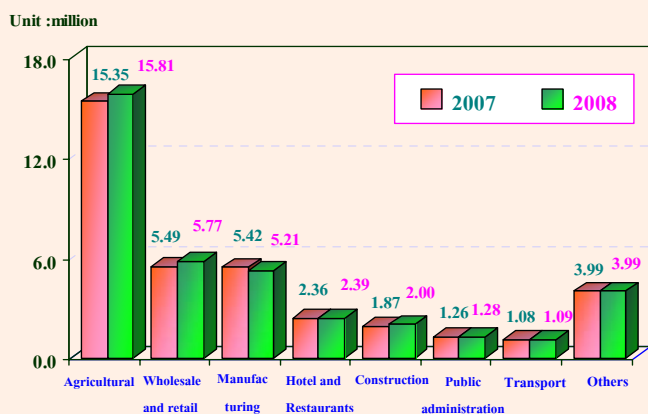
CHART OF POPULATION BY LABOR FORCE
THE LABOR FORCE SURVEY , QUARTER 4 : 2008



The National Statistical Office has been surveyed the labor force in quarter 4: 2008 found 52.40 million persons 15 years old and over, 38.15 million were in the total labor force (37.55 million were employed, 0.51 million were unemployed and 0.09 million were seasonally inactive labor force) and 14.25 million were not in the labor force.

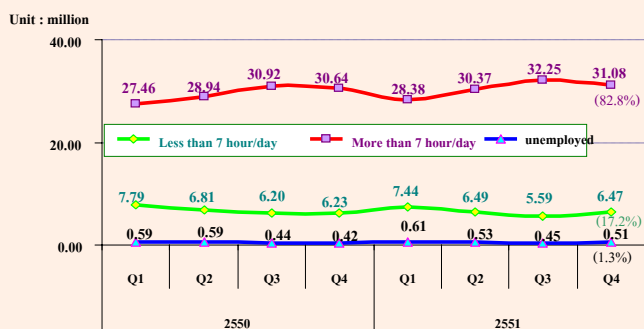
The labor force survey conducted in quarter 4: 2008, 38.15 million were employed. In the same period the labor force were employed increase 0.68 million (from 36.87 million to 37.55 million) or employed were increase 1.8 percent. when considering each important industry found that the number of the employed persons in agriculture sector were increased about 0.45 million (from 15.35 million to 15.81 million). The number of the employed persons in non-agriculture sector were increased about 0.23 million (from 21.52 million to 21.74 million) wholesale and retail trade 0.28 million, construction sector 0.13 million, hotel and restaurants 0.03 million and public administration and defence 0.02 million and transport 7 thousand. For manufacturing sector were decreased 0.21 million and the rest were in the other sector.

FIGURE 1 COMPARING NUMBER OF EMPLOYED PERSONS BETWEEN QUARTER 4 OF 2007 AND QUARTER 4 OF 2008 BY INDUSTRY

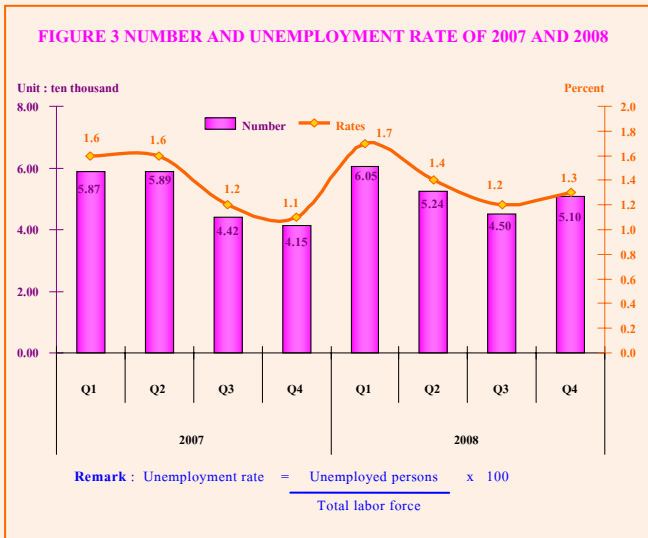


As for employed person by hours worked per day in quarter 4: 2008 found that from about 82.8 per cent of the employed persons worked more than 7 hours per day. On the other word, about 17.2 per cent of employed persons work less than 7 hours per day.

FIGURE 2 COMPARING NUMBER OF EMPLOYED PERSONS BY HOURS WORKED PER DAY BETWEEN QUARTER 4 OF 2007 AND QUARTER 4 OF 2008

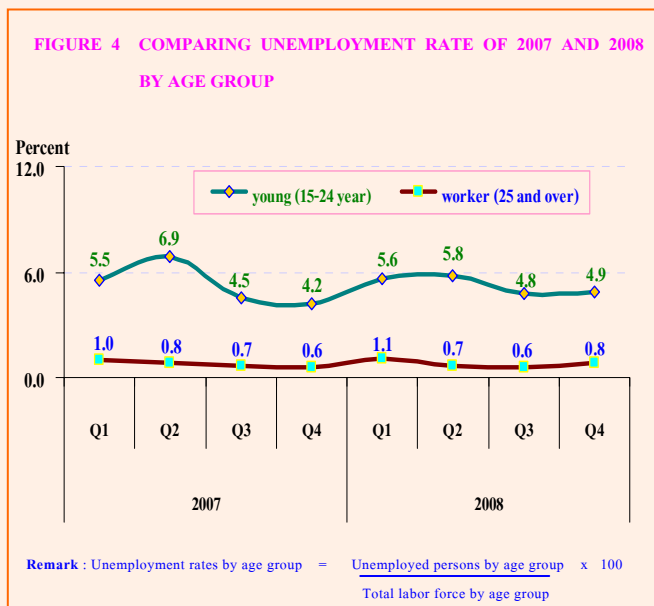


Compare with the same period with last year found that the employed persons who work more than 7 hours per day were increase 0.44 million and employed persons work less than 7 hours per day were increase 0.24 million.



In quarter 4 : 2008 the total number of unemployed persons were 0.51 million or 1.3 per cent of the unemployment rate. Considering for unemployed in each age group found that there were 0.26 million in youth group (15 – 24 years old) or 4.9 per cent of the unemployment rate and there were 0.25 million in worker group (25 years old and over) or 0.8 per cent of the unemployment rate.

The report represent the unemployed persons in youth group had more than each group because the highest proportion of youth group just graduate the opportunities to get in work were less than other and had less experience to get in work.



Compare with the same period last year found that the unemployment rate increased in youth group. (from 4.2 per cent to 4.9 per cent) For unemployment rate were increased in worker group. (from 0.6 per cent to 0.8 per cent)

To compare in each region, in the South had highest unemployment rate 1.9 per cent followed by the Central 1.5 per cent, the Bangkok 1.4 percent, the Northeast 1.1 per cent and North 1.0 percent.

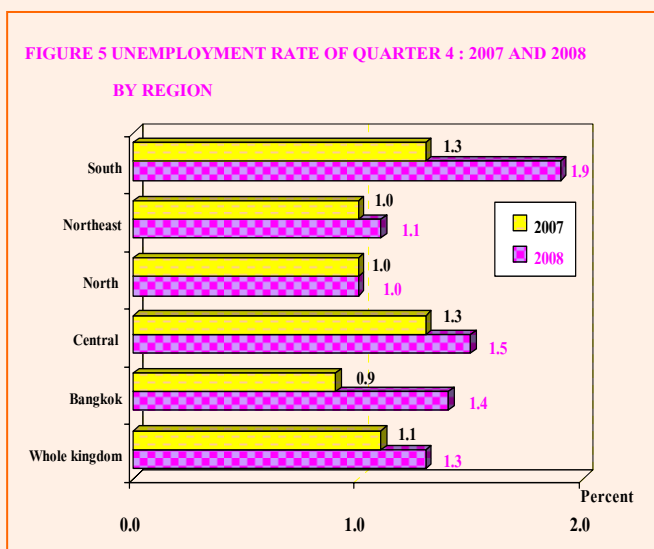
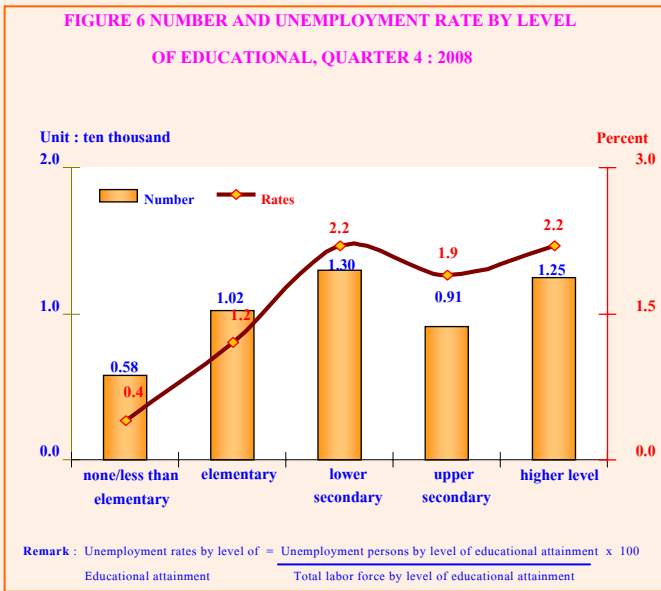



FIGURE 6 NUMBER AND UNEMPLOYMENT RATE BY LEVEL OF EDUCATIONAL, QUARTER 4 : 2008



For level of educational attainment of the unemployed persons found that the unemployment rate of persons attained lower secondary level highest were 0.13 million followed by the higher level 0.12 million, elementary level 0.1 million, upper secondary level 91,000 person and less than elementary and none 58,000 person respectively.

As for unemployed person by experience in work in quarter 4 : 2008 found that from the total unemployed 0.51 million were never worked 0.17 million and had ever worked 0.34 million. The unemployed persons who had ever worked were in agriculture sector 0.08 million and non – agriculture 0.26 million, were produce sector 0.13 million and service sector 0.13 million.

FIGURE 7 NUMBER OF UNEMPLOYMENT PERSONS BY EXPERIENCE OF WORKED, QUARTER 4 : 2008



Therefore the labor force in quarter 4 : 2008, there were employed persons 37.55 million, were decrease in the same period last year. There were the employed persons who work less than 7 hour per day 6.47 million for 17.2 per cent for employed person compare with the same period last year Remark unemployment rate of persons attained lower secondary highest other level.